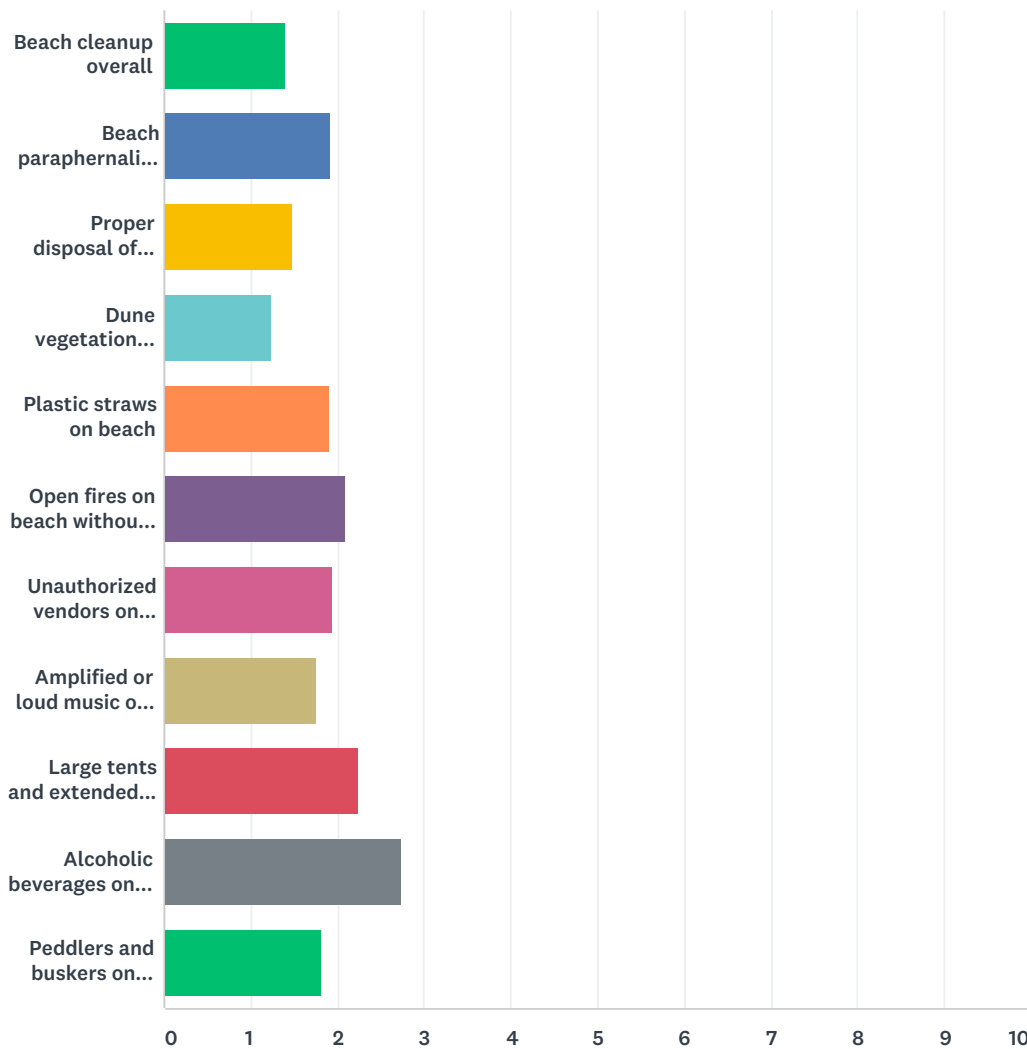


# Q1 What do you think is the most important beach-related issue for Captiva?

Answered: 228 Skipped: 25

# Q2 Please prioritize the following beach-related issues, ranking them as 1 for Very Important, 2 for Important, or 3 for Not Important -- or that you have No Opinion on the issue.

Answered: 250 Skipped: 3



	1-- VERY IMPORTANT	2 -- IMPORTANT	3 -- NOT IMPORTANT	NO OPINION	TOTAL	WEIGHTED AVERAGE
Beach cleanup overall	66.67% 150	27.56% 62	4.44% 10	1.33% 3	225	1.40
Beach paraphernalia being removed from beach at night	35.10% 86	41.22% 101	20.00% 49	3.67% 9	245	1.92

Proper disposal of fishing line	59.59% 146	34.69% 85	3.67% 9	2.04% 5	245	1.48
Dune vegetation protection	78.40% 196	20.00% 50	1.20% 3	0.40% 1	250	1.24
Plastic straws on beach	38.40% 96	38.80% 97	17.20% 43	5.60% 14	250	1.90
Open fires on beach without permit	30.49% 75	34.96% 86	28.86% 71	5.69% 14	246	2.10
Unauthorized vendors on beach	37.25% 92	37.25% 92	20.24% 50	5.26% 13	247	1.94
Amplified or loud music on beach	43.55% 108	38.31% 95	16.53% 41	1.61% 4	248	1.76
Large tents and extended canopies on beach	24.29% 60	34.01% 84	35.22% 87	6.48% 16	247	2.24
Alcoholic beverages on beach	5.65% 14	23.79% 59	60.48% 150	10.08% 25	248	2.75
Peddlers and buskers on beach	47.37% 117	29.55% 73	17.81% 44	5.26% 13	247	1.81

**Q3 If you had to name one of these as the most important issue in this group, which one would you choose?**

Answered: 231 Skipped: 22

**Q4 Do you have any additional comments about any of these issues?**

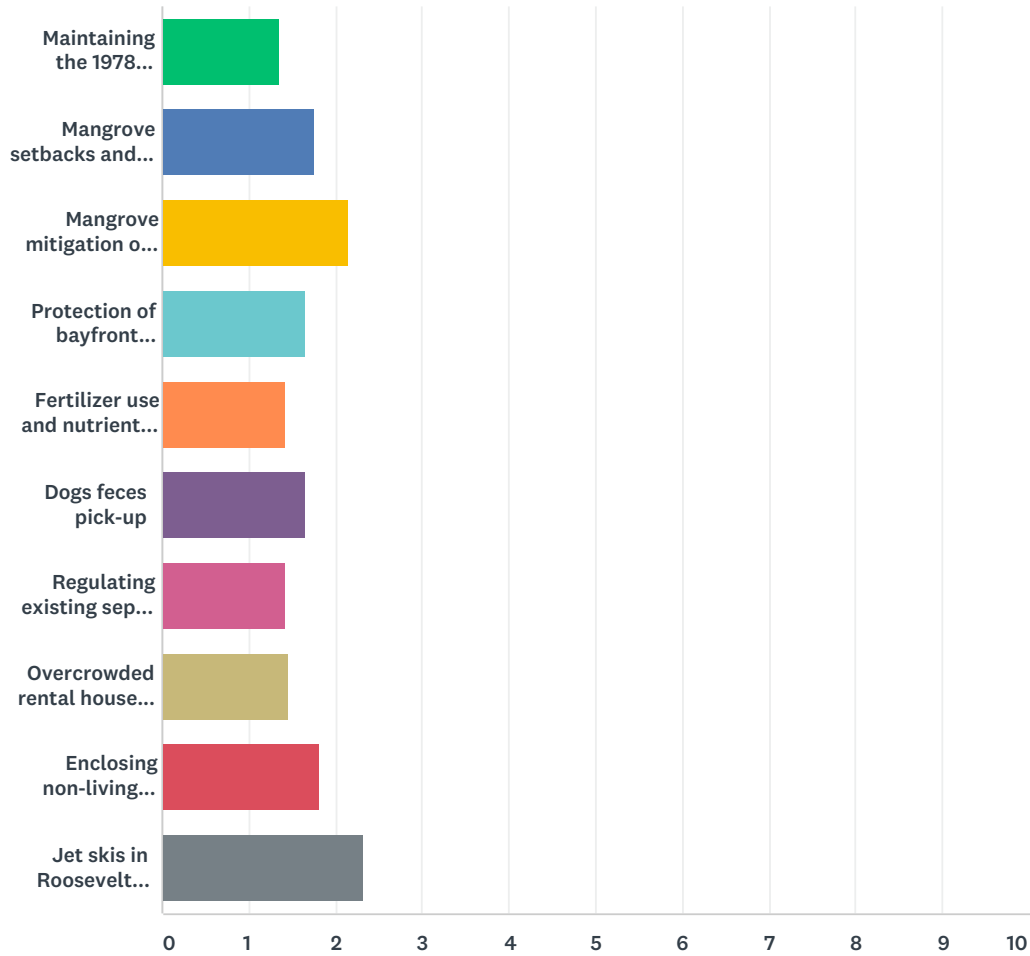
Answered: 148 Skipped: 105

**Q5 What do you think is the most important water quality-related issue for Captiva?**

Answered: 207 Skipped: 46

**Q6 Please prioritize the following water quality and shoreline protection issues, ranking them as 1 for Very Important, 2 for Important, or 3 for Not Important -- or that you have No Opinion on the issue.**

Answered: 241 Skipped: 12



	1 -- VERY IMPORTANT	2 -- IMPORTANT	3-- NOT IMPORTANT	NO OPINION	TOTAL	WEIGHTED AVERAGE
Maintaining the 1978 Coastal Construction Control Line (CCCL – a line of prohibition for the construction of major structures near the beach) on Captiva	73.33% 176	19.17% 46	4.58% 11	2.92% 7	240	1.37
Mangrove setbacks and variances	46.84% 111	37.97% 90	7.59% 18	7.59% 18	237	1.76
Mangrove mitigation on Captiva instead of on Little Pine Island	35.71% 85	33.61% 80	10.50% 25	20.17% 48	238	2.15
Protection of bayfront vegetation buffers	52.10% 124	35.71% 85	7.56% 18	4.62% 11	238	1.65
Fertilizer use and nutrient runoff	64.58% 155	30.00% 72	3.33% 8	2.08% 5	240	1.43
Dogs feces pick-up	51.25% 123	35.83% 86	10.00% 24	2.92% 7	240	1.65
Regulating existing septic systems to ensure proper operation	67.22% 162	24.90% 60	5.39% 13	2.49% 6	241	1.43
Overcrowded rental houses beyond permitted septic capacity	65.56% 158	24.48% 59	7.05% 17	2.90% 7	241	1.47
Enclosing non-living space without permit and beyond septic capacity	47.92% 115	31.67% 76	12.08% 29	8.33% 20	240	1.81

---

Jet skis in Roosevelt Channel and the bayfront	27.31% 65	28.15% 67	28.99% 69	15.55% 37	238	2.33
--	--------------	--------------	--------------	--------------	-----	------

**Q7 If you had to name one of these as the most important issue in this group, which one would you choose?**

Answered: 213 Skipped: 40

**Q8 Do you have any additional comments about any of these issues?**

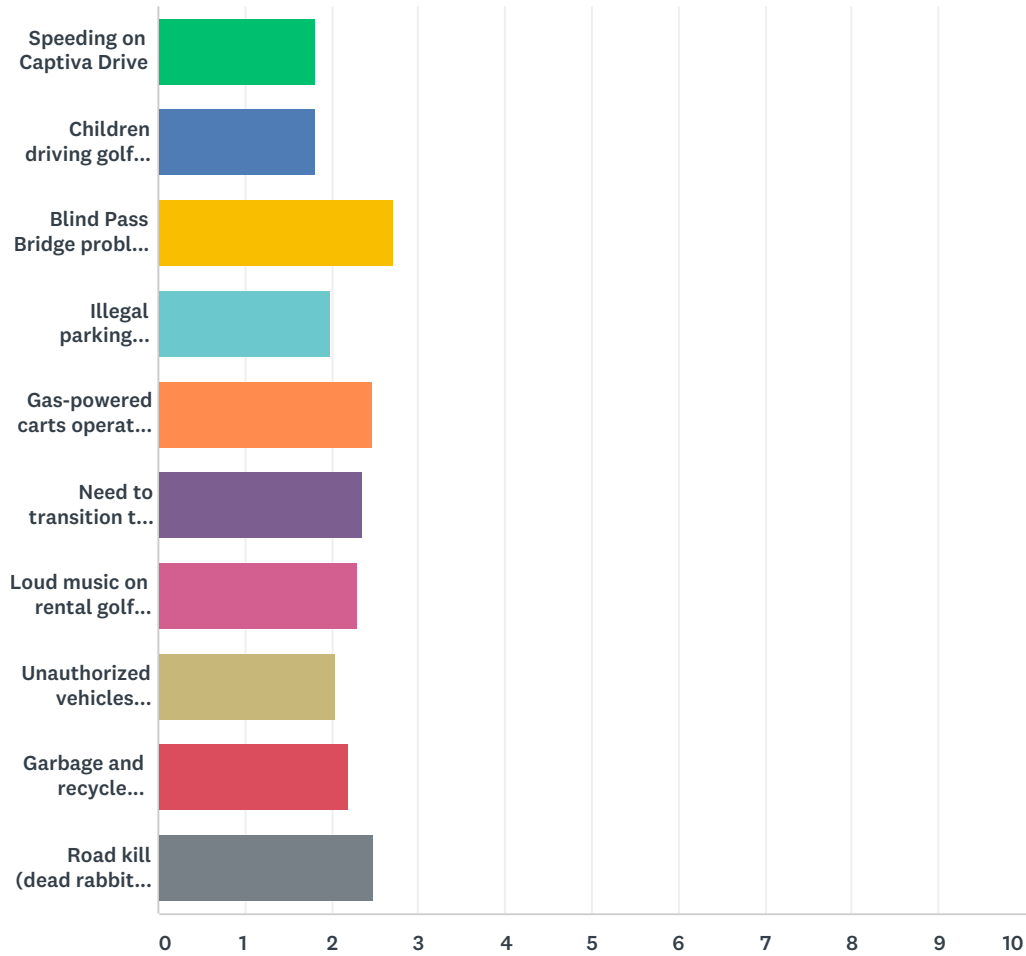
Answered: 114 Skipped: 139

**Q9 What do you think is the most important traffic-related issue for Captiva?**

Answered: 204 Skipped: 49

**Q10 Please prioritize the following traffic, road and parking issues, ranking them as 1 for Very Important, 2 for Important, or 3 for Not Important -- or that you have No Opinion on the issue.**

Answered: 238 Skipped: 15



	1 -- VERY IMPORTANT	2 -- IMPORTANT	3 -- NOT IMPORTANT	NO OPINION	TOTAL	WEIGHTED AVERAGE
Speeding on Captiva Drive	42.86% 102	34.87% 83	20.17% 48	2.10% 5	238	1.82
Children driving golf carts	42.19% 100	35.44% 84	19.83% 47	2.53% 6	237	1.83
Blind Pass Bridge problems caused by fishermen	5.46% 13	23.53% 56	63.45% 151	7.56% 18	238	2.73
Illegal parking problems in high season	31.93% 76	44.96% 107	15.97% 38	7.14% 17	238	1.98
Gas-powered carts operating after 10 pm	18.91% 45	26.05% 62	44.96% 107	10.08% 24	238	2.46
Need to transition to electric golf carts on Captiva	22.88% 54	26.27% 62	41.95% 99	8.90% 21	236	2.37
Loud music on rental golf carts	24.58% 58	28.39% 67	38.98% 92	8.05% 19	236	2.31
Unauthorized vehicles driving down and parking on private streets and lots	33.76% 80	36.29% 86	20.68% 49	9.28% 22	237	2.05
Garbage and recycle containers left on the streets	18.99% 45	47.68% 113	27.85% 66	5.49% 13	237	2.20
Road kill (dead rabbits) left on streets	14.35% 34	32.91% 78	41.35% 98	11.39% 27	237	2.50

**Q11 If you had to name one of these as the most important issue in this group, which one would you choose?**

Answered: 202 Skipped: 51

**Q12 Do you have any additional comments about any of these issues?**

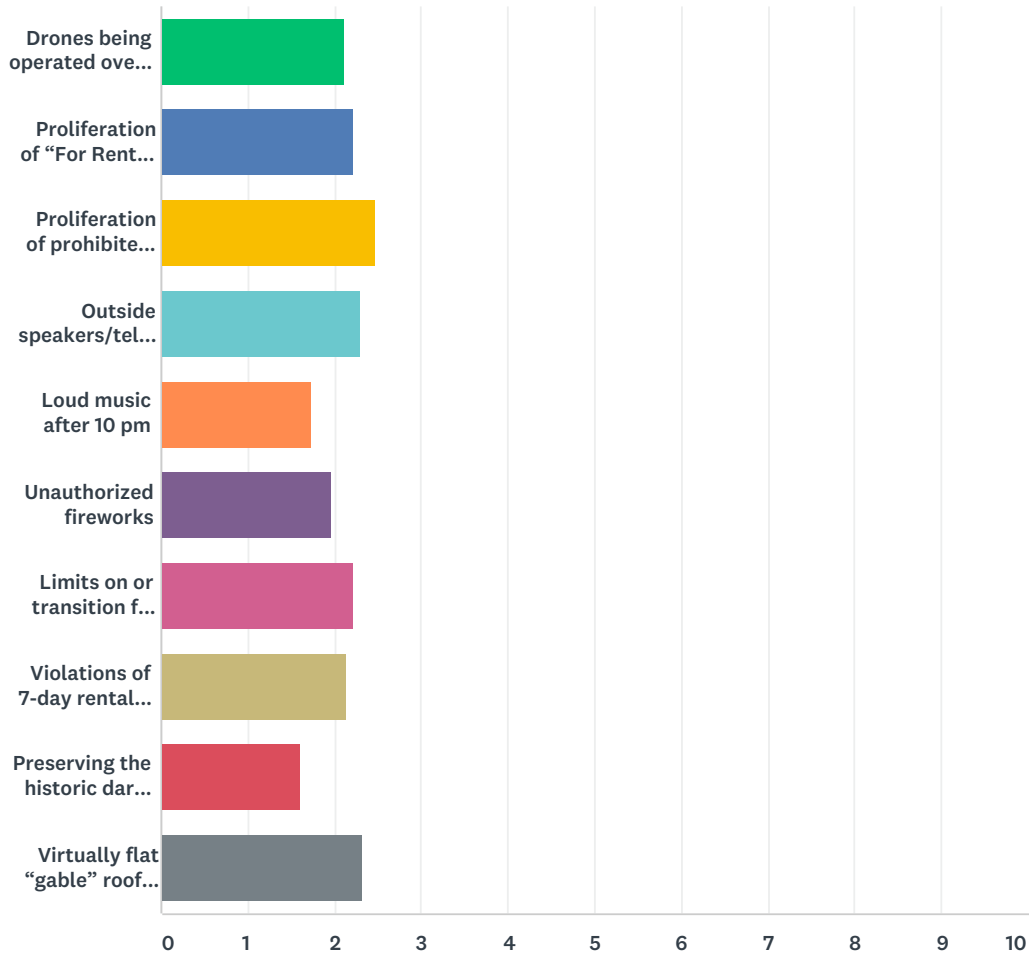
Answered: 118 Skipped: 135

**Q13 What do you think is the most important development pattern and ambiance issue for Captiva?**

Answered: 173 Skipped: 80

**Q14 Please prioritize the development pattern and ambiance issues, ranking them as 1 for Very Important, 2 for Important, or 3 for Not Important -- or that you have No Opinion on the issue.**

Answered: 236 Skipped: 17



	1 -- VERY IMPORTANT	2 -- IMPORTANT	3 -- NOT IMPORTANT	NO OPINION	TOTAL	WEIGHTED AVERAGE
Drones being operated over private property and homes	28.02% 65	39.66% 92	25.43% 59	6.90% 16	232	2.11
Proliferation of "For Rent" and "Vacation Rental" signs	25.75% 60	30.04% 70	41.20% 96	3.00% 7	233	2.21
Proliferation of prohibited sandwich signs	17.95% 42	30.77% 72	38.89% 91	12.39% 29	234	2.46
Outside speakers/televisions	23.61% 55	31.33% 73	36.91% 86	8.15% 19	233	2.30
Loud music after 10 pm	45.92% 107	35.62% 83	16.74% 39	1.72% 4	233	1.74
Unauthorized fireworks	35.62% 83	36.05% 84	24.46% 57	3.86% 9	233	1.97
Limits on or transition from gas-powered leaf blowers	29.18% 68	28.33% 66	35.19% 82	7.30% 17	233	2.21
Violations of 7-day rental minimum	32.77% 77	27.66% 65	33.62% 79	5.96% 14	235	2.13
Preserving the historic dark night sky	53.25% 123	34.63% 80	9.96% 23	2.16% 5	231	1.61
Virtually flat "gable" roofs defeating goal of architectural variety in new building height provisions	24.36% 57	34.62% 81	26.07% 61	14.96% 35	234	2.32

### Q15 If you had to name one of these as the most important issue in this group, which one would you choose?

Answered: 186 Skipped: 67

### Q16 Do you have any additional comments about any of these issues?

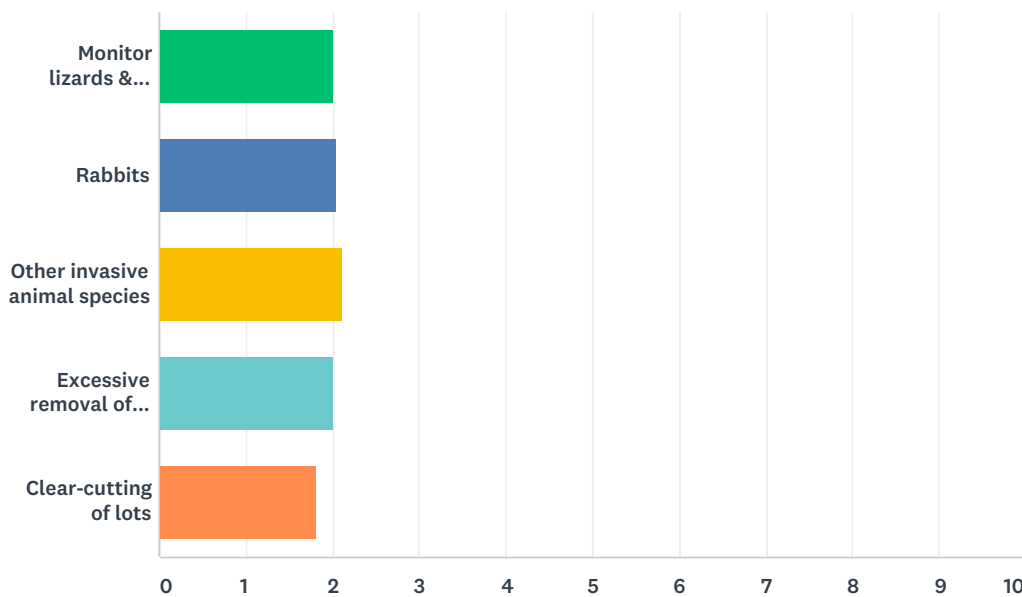
Answered: 97 Skipped: 156

### Q17 What do you think is the most important vegetation or invasive species-related issue for Captiva?

Answered: 166 Skipped: 87

### Q18 Please prioritize the following native vegetation and invasive species issues, ranking them as 1 for Very Important, 2 for Important, or 3 for Not Important -- or that you have No Opinion on the issue.

Answered: 233 Skipped: 20



	1 -- VERY IMPORTANT	2 -- IMPORTANT	3 -- NOT IMPORTANT	NO OPINION	TOTAL	WEIGHTED AVERAGE
Monitor lizards & iguanas	36.24% 83	34.93% 80	21.40% 49	7.42% 17	229	2.00
Rabbits	36.28% 82	27.88% 63	30.09% 68	5.75% 13	226	2.05
Other invasive animal species	27.93% 62	44.59% 99	15.32% 34	12.16% 27	222	2.12



Excessive removal of trees (five annually now permitted on residential properties)	36.64% 85	34.91% 81	20.69% 48	7.76% 18	232	2.00
Clear-cutting of lots	49.35% 114	26.84% 62	16.02% 37	7.79% 18	231	1.82

**Q19 If you had to name one of these as the most important issue in this group, which one would you choose?**

Answered: 173 Skipped: 80

**Q20 Do you have any additional comments about any of these issues?**

Answered: 80 Skipped: 173

**Q21 Of all the issues you prioritized as Very Important, which three are the most important to you -- and why?**

Answered: 165 Skipped: 88

**Q22 Are there other issues not listed anywhere in this survey that you think are important and need to be addressed by the Panel and the Captiva community?**

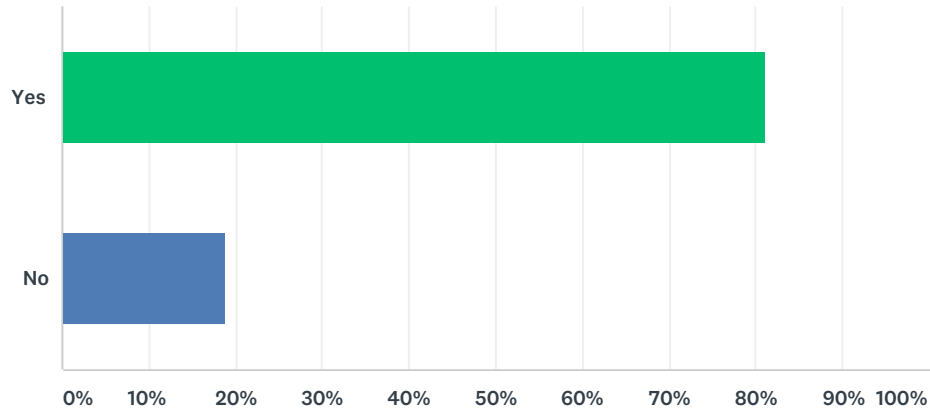
Answered: 121 Skipped: 132

**Q23 What should be the Captiva Community Panel's top priority over the next two years?**

Answered: 165 Skipped: 88

**Q24 Prior to receiving this survey, were you aware of the Captiva Community Panel?**

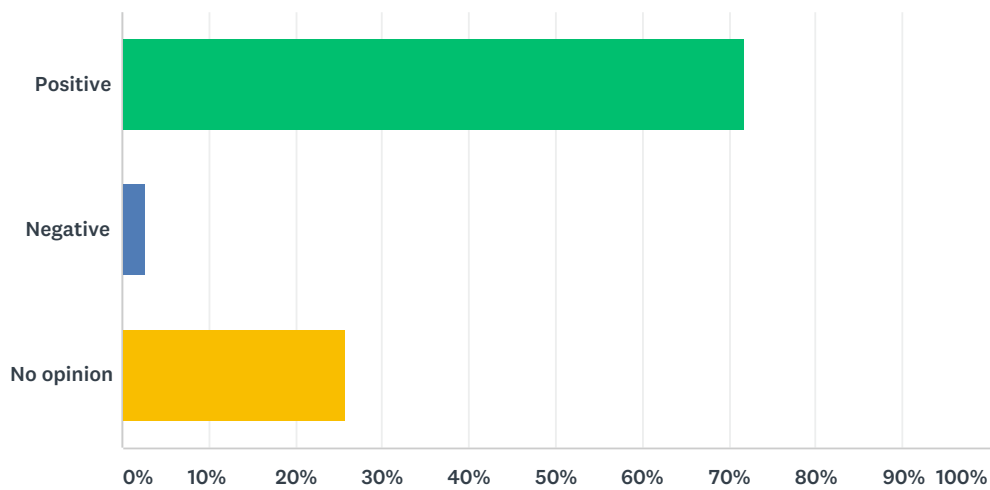
Answered: 218 Skipped: 35



ANSWER CHOICES	RESPONSES
Yes	81.19% 177
No	18.81% 41
TOTAL	218

### Q25 If “yes,” what is your perception of the panel?

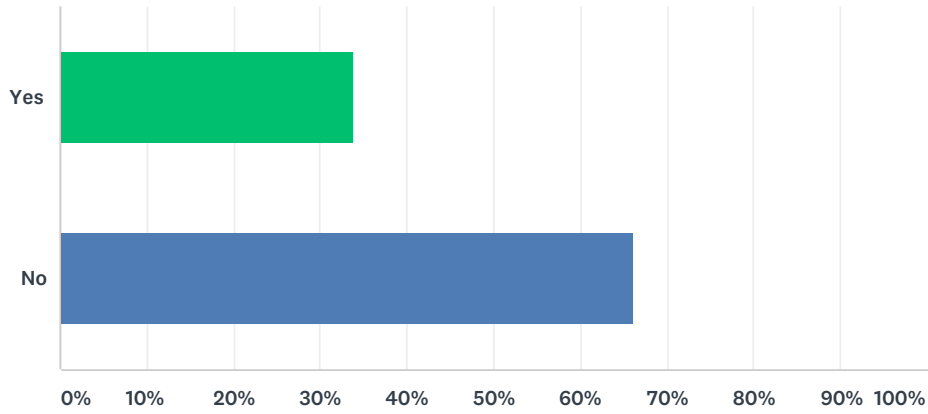
Answered: 187 Skipped: 66



ANSWER CHOICES	RESPONSES
Positive	71.66% 134
Negative	2.67% 5
No opinion	25.67% 48
TOTAL	187

### Q26 Have you attended any meetings or workshops conducted by the Captiva Community Panel in the past year?

Answered: 221 Skipped: 32



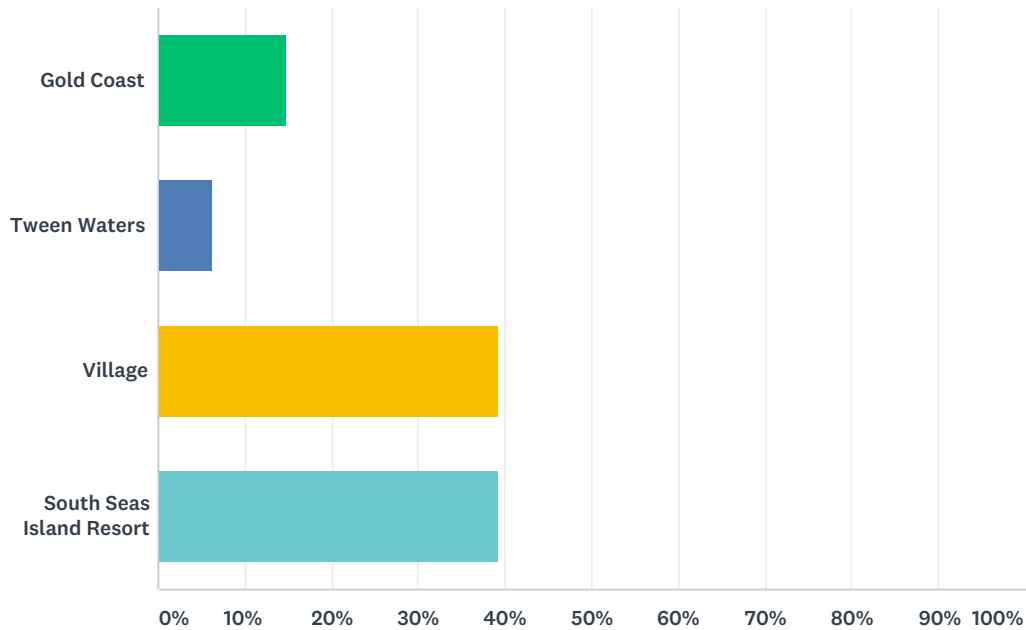
ANSWER CHOICES	RESPONSES	
Yes	33.94%	75
No	66.06%	146
TOTAL		221

### Q27 Any other questions or comments?

Answered: 89 Skipped: 164

### Q28 Where do you live on the island?

Answered: 208 Skipped: 45

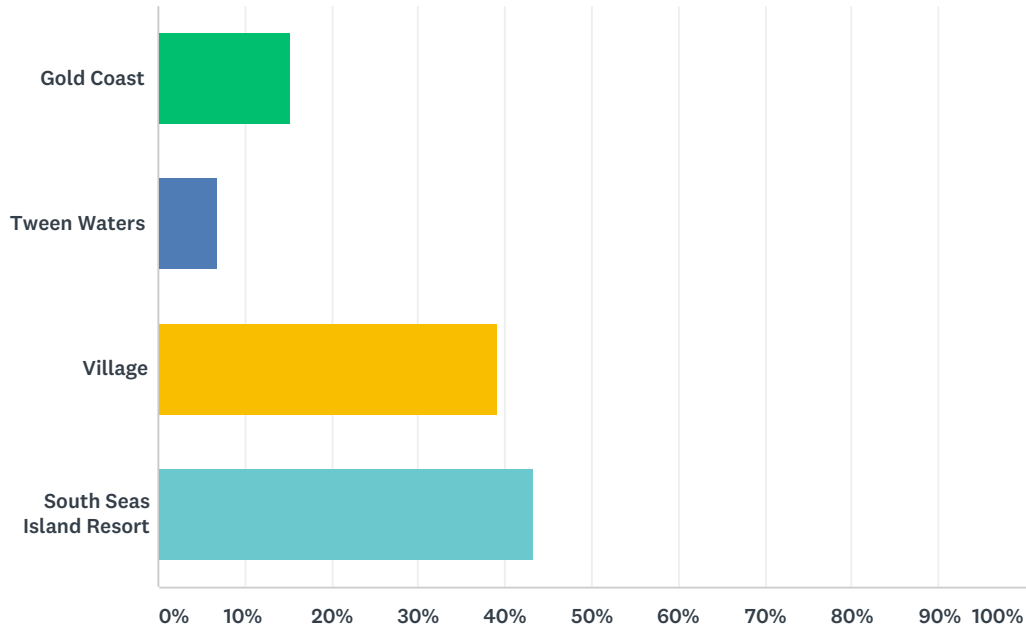


ANSWER CHOICES	RESPONSES	
Gold Coast	14.90%	31
Tween Waters	6.25%	13

Village	39.42%	82
South Seas Island Resort	39.42%	82
<b>TOTAL</b>		<b>208</b>

### Q29 Where do you own on the island? (Check all that apply)

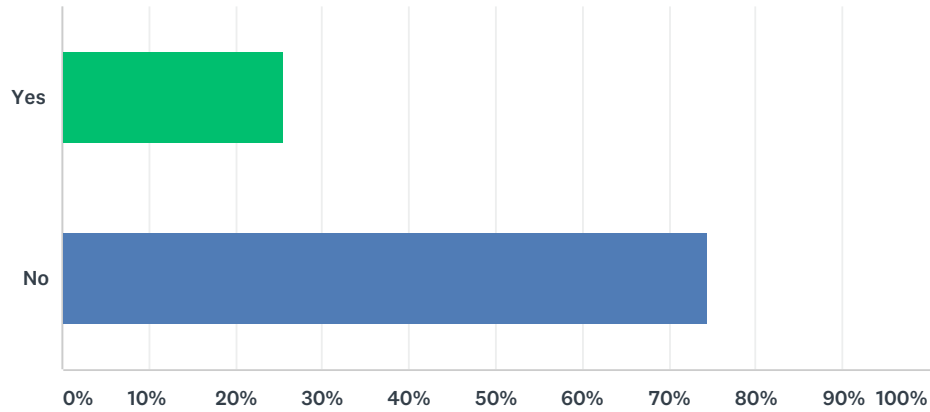
Answered: 215 Skipped: 38



ANSWER CHOICES	RESPONSES
Gold Coast	15.35% 33
Tween Waters	6.98% 15
Village	39.07% 84
South Seas Island Resort	43.26% 93
Total Respondents: 215	

### Q30 Do you own multiple properties on the island?

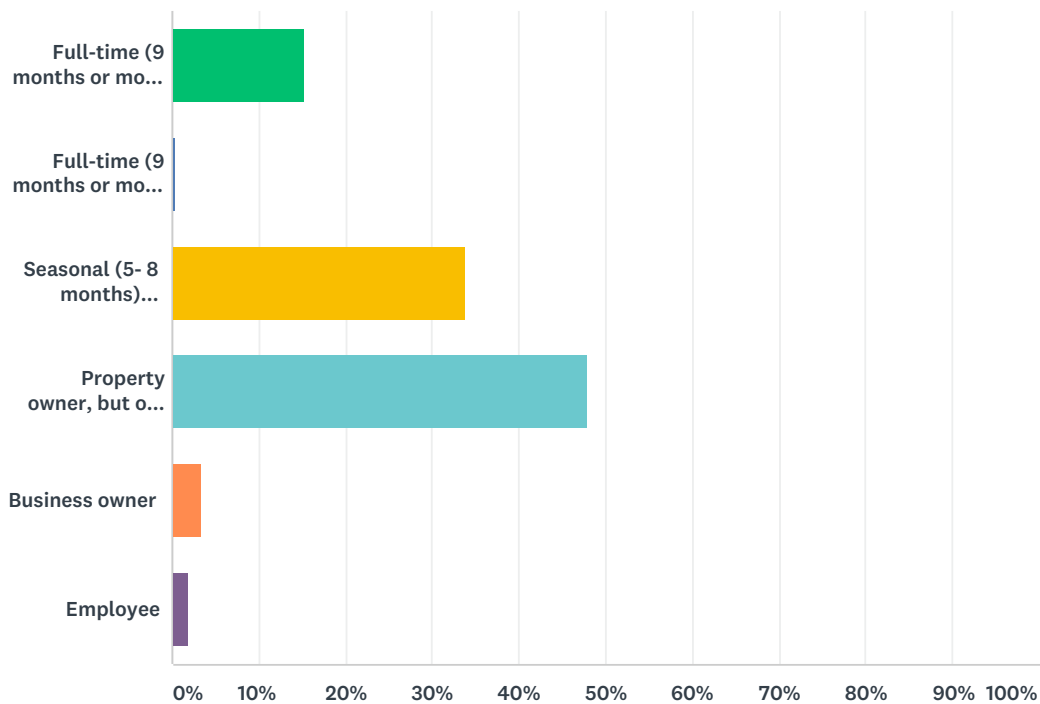
Answered: 216 Skipped: 37



ANSWER CHOICES	RESPONSES	
Yes	25.46%	55
No	74.54%	161
TOTAL		216

### Q31 Which best describes you? (Check all that apply)

Answered: 209 Skipped: 44



ANSWER CHOICES	RESPONSES	
Full-time (9 months or more) resident & property owner	15.31%	32
Full-time (9 months or more) renter	0.48%	1
Seasonal (5- 8 months) resident & property owner	33.97%	71
Property owner, but on island less than 3 months per year	47.85%	100

Business owner	3.35%	7
Employee	1.91%	4
Total Respondents: 209		

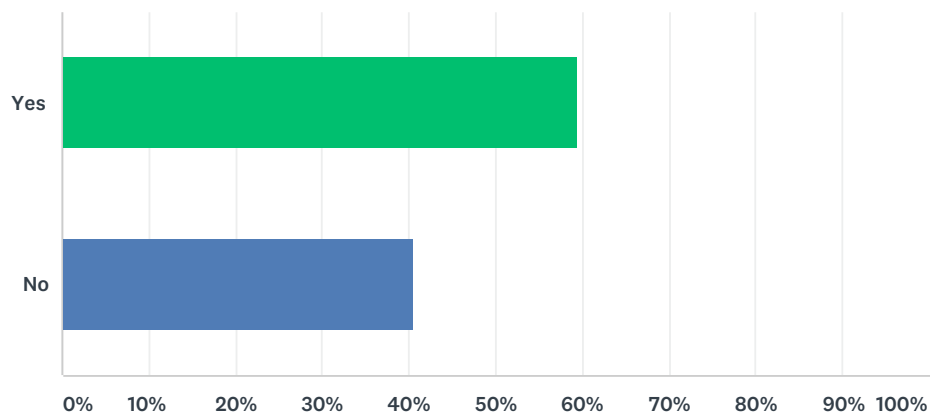
### Q32 OPTIONAL:

Answered: 80 Skipped: 173

ANSWER CHOICES	RESPONSES	
Name	93.75%	75
Company	0.00%	0
Address	86.25%	69
Address 2	15.00%	12
City/Town	86.25%	69
State/Province	87.50%	70
ZIP/Postal Code	85.00%	68
Country	0.00%	0
Email Address	92.50%	74
Phone Number	78.75%	63

**Q33 If you are not currently receiving email updates from the Panel, would you like to be added to our email list? (We limit how many messages we send, and you can opt out at any time.)**

Answered: 133 Skipped: 120



ANSWER CHOICES	RESPONSES	
Yes	59.40%	79
No	40.60%	54

TOTAL

133